

WASTE MANAGEMENT IN PRIVATE DENTAL PRACTICES

Muhammad Amer Khan¹, Omar Aamir Aziz², Hashim khan¹, Faisal Ahsan², Aiman Khan³,
Salman Shah²

¹Department of Science of Dental Materials Kohat Institute of Dental Sciences

²Kohat Institute of Dental Sciences

³Department of Science of Dental Materials Khyber College of Dentistry Peshawar

ABSTRACT

Objective: *The motive of the research is to survey the processes and their execution towards the dental waste that mainly includes mercury and alloy of mercury (Amalgam), arrangement, and processes among the dental specialists.*

Materials and Methods: *An epidemiology related review was done among two hundred privately funded dental professionals. The structure of the study was made out of a few self-controlled inquiries that outlined dependency on learning, the frame of mind, and those concerning the acts of dentistry related specialists in connection to dental medicinal services waste management. The coming about information was coded, and a measurable examination was finished.*

Results: *About 63.7% of the dental specialists had no idea about the selective classifications of mercury and alloy of mercury (Amalgam) waste produced in their premises. A percentage of 31.9 of the dentistry specialists had a view that obsolete and sullied drugs go under hazardous waste. 46.2% had a view that they discard the pin entirely using the appropriate equipment, and just 21.9% explicitly used the pin burner to destroy the needle. 45.0% of the dentistry specialists demolish engineered and fixed arrangement by allowing them authority to the sewer, the percentage of 49.4 of them were pursuing weakened arrangements and let them into the sewer and just a very less percentage of dentists that was 5.6% returned them to the provider. About 40.6% of the dentistry specialists discard over abundance silver alloy of mercury (Amalgam) by turning it into a commonly used receptacle.*

Conclusion: *Inside the confinements of the investigation, it very well may be reasoned that not all dental specialists knew about the dangers they were presented to what's more, just 50% of them watched contamination control rehearses. Moreover, most of them didn't know about appropriate clinic waste management. A substantial extent of the dental specialists were not rehearsing appropriate strategies for social insurance squander transfer. Henceforth there is a need to teach the dental specialists with respect to appropriate processes measures.*

Keywords: *Waste management, Amalgam, Murcury, dental professionals*

INTRODUCTION

The waste management produced in a medical service office is a fundamental problem as it shows an unexpected danger to humanity's wellbeing just similarly for the natural environment. Dentistry

startup is a firmware that devours part of things for the conveyance of dentistry consideration. With the increase in innovation, many new materials have risen in ongoing past. Various synthetics like plastic, working materials and Hg utilized for therapy-related issues may have a conceivable natural and human wellbeing sway if not taken care of appropriately. With the expansion famous for dentistry consideration, there has been a fast development of dentistry facilities in the ongoing years, and this prompted the expansion in the measure of Hg and alloy of mercury

Correspondence:

Dr. Muhammad Amer Khan

Demonstrator, Department of Science of Dental Materials

Kohat Institute of Dental Sciences

E Mail: amerkhan756@gmail.com

Contact + 92 332 9178488

waste created by them.² This has expanded the flow of not properly handled contaminations and ecology-related contamination driving to the plausibility of numerous maladies. The biomedical waste created in the dentistry situation incorporates utilized dispensable things, irresistible waste (blood-drenched cotton, dressing, and so on.), waste like mercury, lead and compound waste.³ A noteworthy worry in the field is the board and transfer of mercury. Mercury (Hg) as an alloy of mercury (Amalgam) has been utilized as an immediate therapeutic material for over 15 decades. Dental specialists and the dental workforce have been legitimately and in a roundabout way presented to Hg emanations from incinerators and Hg in wastewater from the distinctive sources, which could be either from families or dental facilities. The arrival of an alloy of mercury (Amalgam) particles into dental office wastewater or in stable waste is a critical worry as these particles could then be discharged into the earth.^{4,5,6} These discharges participate in the natural contamination through direct wastewater, cremation, land-filling, and sewage muck burning, although the discharge from dentistry is under 1% of the total mercury released every year into the earth because of humanity exercises. Out of the 10000 tons of mercury discharged by industry, around 300 tons were contributed by dentistry everywhere throughout the world in 1973. As needs are, dental facilities are assuming an exceptional job in mercury release. On the off chance that the control of alloy of mercury (Amalgam) and its waste items are not carefully controlled, it could be in charge of natural contamination just as word related introduction.^{7,8} Hence, it is the obligation of each dental specialist that includes emergency clinic or facility creating mercury or alloy of mercury (Amalgam) waste to find a way to guarantee that such waste is taken care of with no antagonistic impact to the human wellbeing or condition. Dental social insurance setups are found to produce both irresistible and risky waste, so it is the ideal opportunity for us to get arranged, sharpened, and prepared to oversee medicinal services squanders logically. The present investigation is a push to know the mindfulness and processes of dental consideration waste, including mercury, the executives among dental specialists in different urban areas. The goal of the examination was to survey the mindfulness and execution of dental waste including mercury, the board approach, and processes among dental experts.^{10,11}

MATERIALS AND METHODS

An epidemiologic study was directed to survey the mindfulness, furthermore, processes of an alloy of mercury (Amalgam), and mercury waste transfer among dental professionals in different urban communities. The under consideration cross-sectional and the wellspring of information were essential. The review structure was made out of a few self-regulated questions confined dependent on information, mentality, and those with respect to routine with regards to dental specialists in connection to human dental services waste the board. The survey likewise secured the technique to control the waste alloy of mercury (Amalgam) and administering structure utilized by the medical clinic. The poll was planned suitably with the end goal that the destinations of the investigation are met. The survey was circulated among 200 private dental professionals at different dental centers. The principal segment of the survey comprised of the questions identified with respondent's age, sex, capability, and center area. Respondent's name was not recorded in request to guarantee namelessness. The second segment comprised of questions identified with the mindfulness and routine with regards to dental-care squander the board. The poll was pilot laid on a little gathering of dentists who were mentioned to finish it and to show any inquiries that they found misty. The dental specialists were drawn closer by and by or through email. The poll was conveyed to them by the agent, and every one of the inquiries was disclosed to stay away from any equivocalness. They were guaranteed of the classification of their reactions and were mentioned to give suitable answers. The following information was coded, and factual examination was done utilizing SPSS (measurable bundle for sociologies) programming form 17.0. Mean is determined for statistic factors; also, rates were determined for the reactions given by the dental specialist.

RESULTS

A study was led between 200 private dentistry experts along with a poll, and 160 reacted (80%). The age group of the participants ranges between 28-59 with the average age of 32.5. Among 160 participants, 139 were male, and 21 (13.1%) were ladies. Ninety-seven members finished post-graduation contemplates. Furthermore, 63 were students. 85 (53.1%) were rehearsing for under five years, 64

(40%) from 6-10 years, and 11 (6.8%) for over eight years. Above 63% of the dentists were not mindful of the unique classifications of mercury and alloy of mercury (Amalgam) waste created in their center. At the point when gotten some information about the classification of a separated tooth, 61.9% effectively said that it goes under the class of irresistible waste. About 38.7% said that they have no idea about the classification of the utilized pins or injections, and just 23.7% effectively said that it goes under class 4 (squander sharps). Just 31.9% of the dental specialist accurately said that obsolete and tainted drugs go under cytotoxic waste. With respect to the inquiry regarding the class of utilized cotton and impression materials, 39.4% rightly said that it falls under dirtied squander. Figure 1 indicates mindfulness about bio-medical squanders the board among dental specialists. Just 29.3 % effectively said that human waste ought to be discarded in yellowish shading holders, and 51.2% said they do not have an idea. While being approached about shading coding for arranging sharp squanders, about 36.9% said they do not have the foggiest idea, and as it were 20 % said, it ought to be discarded in bluish/whitish compartment. Fig 2 portrays the reaction of the dental specialists in regards to the class of engineer and fixer arrangement. With respect to question about shading coding for obsolete and debased drugs, about 43.1% said they don't have a clue and as it were 21.9% effectively said that it ought to be discarded in a dark compartment. or on the other hand the inquiry in regards to the transfer of sharp squanders like needle, 46.2% said they break the needle and arranged of it and just 21.9% utilized pin burner to decimate it, that was the perfect strategy. 45.1 % of the dental specialist's dispose of the designer and fixing arrangements by giving them access to sewer, 49.2 % of dental specialists weaken them and empty those into the sewer, and just 5.1 % return them to the provider. About 68.5% of the dentistry specialists dispose of the lead foil in the normal receptacle, 29.4% put away independently and dispose of it, and just 2.5% return it to the ensured purchasers. It was discovered that the greater part of the dental specialists utilized normal canister for the transfer of the diverse dental squanders, as appeared in Figure 3. Figures 4 and 5 give the reactions of dental specialists with respect to mortar throws and extricated teeth, separately. Figure 6 demonstrates the administering type of alloy of mercury (Amalgam) utilized by dental specialists. About 40.6% of

the dental specialists discard overabundance silver alloy of mercury (Amalgam) into the basic canister (Table 1). The quantities of an alloy of mercury fillings performed by the dentistry specialists per month were 61 % and 39 %, separately.




Figure 1: Mercury and Alloy of mercury (Amalgam) waste management

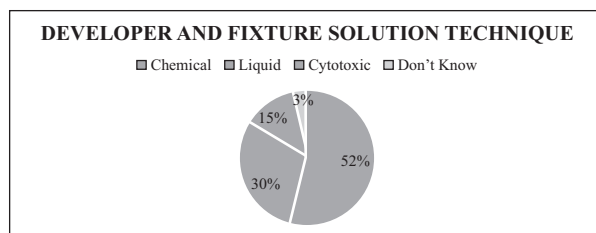


Figure 2: Developer and Fixture Solution Technique

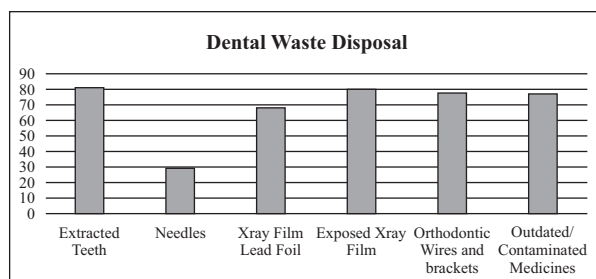


Figure 3: Dental Waste disposal in common Bins

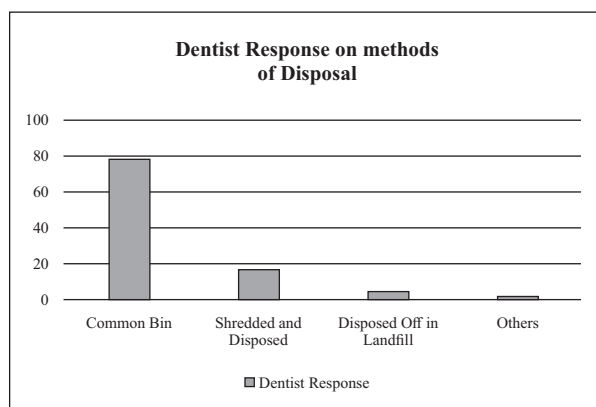


Figure 4: Dentist response on methods of Disposal




Figure 5: Form of Dispensing Alloy of mercury(Amalgam) used by Dentists

DISCUSSION

The principle issue of worry in a dentistry process is the disposal of waste of mercury. A silver alloy of mercury has been utilized as a dentistry therapy material for over many decades. Even in the present age, with the approach of newly engineered non-metal materials, efficient methods, Hg alloy of mercury is broadly utilized, practical dentistry material. Hg containing garbage can be in the type of basic Hg or waste alloy of mercury.¹¹ Contact alloy of mercury (Amalgam) will be the material that has used with the patient. Likewise, separated teeth with an alloy of mercury rebuilding efforts, cutting pieces gathered at seat side, furthermore, an alloy of mercury (Amalgam) caught by seat side devices, channels, or screens. Non-contact alloy of mercury will be the material that is not used with the patient, for instance, abundance unused containers. Both the contact alloy of mercury and noncontact alloy of mercury (Amalgam) ought to be put away independently in various holders. Alloy of mercury (Amalgam) that is flushed down the channel might be discharged legitimately to a conduit, or then again it might be discharged in the air or dirt. Whenever the alloy of mercury (Amalgam) scrap is disposed of alongside the ordinary junk or alongside the loss to burn in yellow sack, mercury discharges in air or drains into the base water. In our examination, 18% of the respondents use alloy of mercury to blend alloy of mercury and 68% blend physically, while 5% are not utilizing alloy of mercury by any means (Figure 6). 24% of the respondents were controlling alloy of mercury(Amalgam) with ungloved hands, 78% don't utilize elastic dam while setting or evacuating alloy of mercury(Amalgam) restorations, furthermore, 57% don't utilize high-vacuum suction while dealing with alloy of mercury in mouth (Fig

7). Forty seven % of dental specialists that utilized cotton to hold excess mercury thrown on the floor, and 39% used paper to lift that above. In the present investigation, 30.6 % of the dental specialists knew of the biomedical waste administration and taking care of law in India, while in an investigation directed by Sudhakar et al.¹⁶ in Bangalore and Kishore et al.¹⁵ in New Delhi, just 57% also, 36%, separately, knew about the biomedical waste the board and taking care of law in India. This shows mindfulness of biomedical waste administration law fluctuates between urban areas. At the point when approached about the shading coding for various classes of biomedical waste 40.6% said they don't know, while an investigation led in Davangere² demonstrated that 27.2% are not aware. Majority of the dental specialists were really not mindful of the diverse classifications of biomedical waste, despite the fact that 36.3% said they were aware. The same remain constant for the shading coding of biomedical waste. 77.5% discard orthodontic wires and sections into basic container. As indicated by OSWA guidelines, ortho wires are thought as hard squanders in light of the fact that the finishes of orthodontic wires can enter the body and their tainting with blood cells can sensibly foreseen. Hence ought to be arranged as hard squanders. Ortho sections ought to be sorted as reversible waste.²¹ In the modern examination, Seventy seven percent of the dental specialists discard obsolete what's more, sullied meds into normal. They are considered as cytotoxic squanders and ought to be discarded in a verified landfill.¹² Eighty one percent discard removed teeth in like manner canister. This body considers removed tooth to be possibly irresistible substance that ought to be discarded in therapeutic squander compartment. Separated teeth which were sent to the dental research facility for shade or size examination, ought to be cleaned also, surface-purified with a medical clinic disinfectant arrangement. Extricated teeth utilized for preclinical exercise ought to be autoclaved before utilizing on the grounds that fluid compound antiseptics do not dependably purify both outside surface and inside mash tissue.²¹ Fifteen percent of the dental specialist utilized shading coded packs for the transfer of waste in their centers and just eight point one % arranged of their dental squanders by coming back to confirmed authorities, while in the investigation directed by Sudhaker et al.¹⁶ about thirty three percent give it to the guaranteed offices. The quality of poll based

studies can be impacted by configuration, question substance, investigation, and reaction rates. Upsides of utilizing a survey as an information gathering technique was the rapidly and reasonable reaction from the respondents.¹⁶

CONCLUSION

Inside the confinements of the investigation, it very well may be reasoned that not all dental specialists knew about the dangers they were presented to what's more, just 50% of them watched contamination control rehearses. Moreover, most of them didn't know about appropriate clinic waste management. A substantial extent of the dental specialists were not rehearsing appropriate strategies for social insurance squander transfer. Henceforth there is a need to teach the dental specialists with respect to appropriate processes measures.

REFERENCES

1. K. Pushpanjali, K. H. S. H. Ali, and B. K. Srivastava, "Safe management of health care waste—a processes approach," *Journal of Indian Dental Association*, vol. 74, pp. 29–33, 2003.
2. K.M. Sudhir, "Awareness and processess about dental health care waste management among dentists of Davangere city," *Karnataka. JIAPHD*, vol. 8, pp. 44–50, 2006.
3. M. N. Bates, "Mercury alloy of mercury(Amalgam) dental fillings: an epidemiologic assessment," *International Journal of Hygiene and Environmental Health*, vol. 209, no. 4, pp. 309–316, 2006.
4. L. D. Hylander, A. Lindvall, and L. Gahnberg, "High mercury emissions from dental clinics despite alloy of mercury(Amalgam) separators," *Science of the Total Environment*, vol. 362, no. 1–3, pp. 74–84, 2006. *BioMed Research International*
5. A. Jokstad and P. L. Fan, "Alloy of mercury(Amalgam) wastemanagement," *International Dental Journal*, vol. 56, no. 3, pp. 147–153, 2006.
6. D. Arenholt-Bindslev, "Dental alloy of mercury(Amalgam)—environmental aspects," *Advances in Dental Research*, vol. 6, pp. 125–130, 1992.
7. A. Shraim, A. Alsuhaime, and J. T. Al-Thakafy, "Dental clinics: a point pollution source, not only of mercury but also of other alloy of mercury(Amalgam) constituents," *Chemosphere*, vol. 84, no. 8, pp. 1133–1139, 2011.
8. Z.K.Charania and N. A. Ingle, "Awareness and processess of dental carewaste management among dental practitioners in Chennai city," *Journal of Contemporary Dentistry*, vol. 1, pp. 15–21, 2011.
9. P. Horsted-Bindslev, "Alloy of mercury(Amalgam) toxicity—environmental and occupational hazards," *Journal of Dentistry*, vol. 32, no. 5, pp. 359–365, 2004.
10. K. Iqbal, M. Asmat, N. Kumar, F. Mohsin, F. Ali, and S. Hanif, "An evaluation of disposal waste in dental teaching hospitals of Karachi," *Journal of the Pakistan Dental Association*, vol. 21, pp.108–111, 2012.
11. Best Management Processess for Alloy of mercury(Amalgam) Waste. ADA, 2007, <http://www.ada.org/en>.
12. Ministry of forest and environment, "Govt. of India. Biomedical waste [management and handling] rules," India, 1998.
13. K. R.Mcmanus and P. L. Fan, "Purchasing, installing and operating dental alloy of mercury(Amalgam) separators: practical issues," *The Journal of the American Dental Association*, vol. 134, no. 8, pp. 1054–1065, 2003.
14. Environ International Corp. Draft, "Assessment of Mercury in the Form of Alloy of mercury(Amalgam) in Dental Wastewater in the United States," Prepared for the AmericanDentalAssociation, Chicago, Ill, USA, 2003.
15. J. Kishore, P. Goel, B. Sagar, and T. K. Joshi, "Awareness about biomedical waste management and infection control among dentists of a teaching hospital in New Delhi, India.," *Indian Journal of Dental Research*, vol. 11, no. 4, pp. 157–161, 2000.
16. V. Sudhakar and J. Chandrashekar, "Dental health care waste disposal among private dental processess in Bangalore City, India," *International Dental Journal*, vol. 58, no. 1, pp. 51–54, 2008.
17. I. A. Al-Khatib, M. Monou, S. A. Mosleh, M. M. Al-Subu, and D. Kassinos, "Dental solid and hazardous waste management and safety processess in developing countries: Nablus district, Palestine," *Waste Management and Research*, vol. 28, no. 5, pp. 436–444, 2010.
18. V. Hegde, R. D. Kulkarni, and G. S. Ajantha, "Biomedical waste management," *Journal of Oral and Maxillofacial Pathology*, vol. 11, pp. 5–9, 2007.
19. E. T. Treasure and P. Treasure, "An investigation of the disposal of hazardous wastes from New Zealand dental processess," *Community Dentistry and Oral Epidemiology*, vol. 25, no. 4, pp.328–331, 1997.
20. R. O. Darwish and I. A. Al-Khatib, "Evaluation of dental waste management in two cities in Palestine," *Eastern Mediterranean Health Journal*, vol. 12, no. 2, pp. S217–S222, 2006.
21. "United States Department of Labor—Occupational safety and health administration," *Dentistry OSHA Standards*, <http://www.osha.gov/SLTC/dentistry/standards.html>.